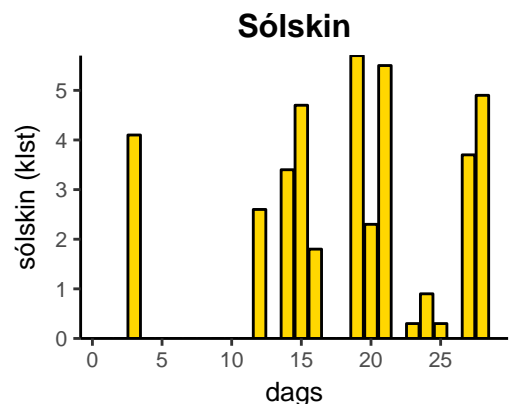
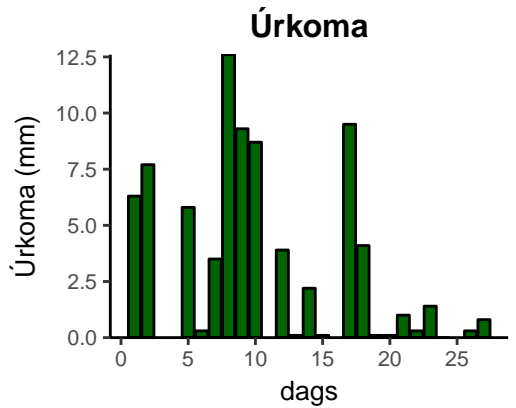
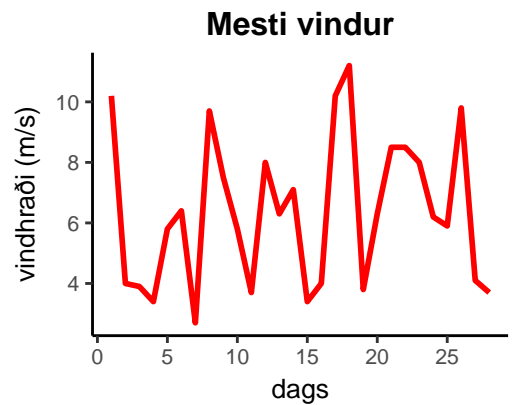
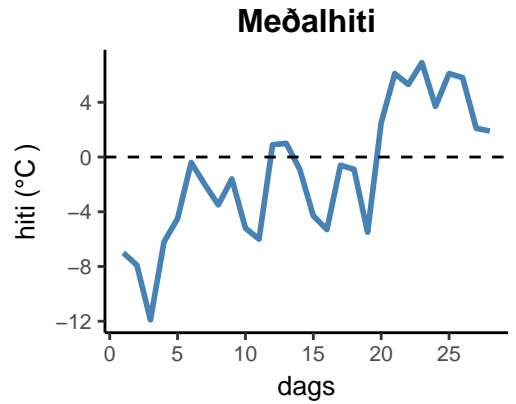


dagur	meðalhiti (°C)	hámark (°C)	lágmark (°C)	úrkoma (mm)	úrkomategund	snjódypt	snjóhula (0-4)	sólskin (klst)	meðalvindur (m/s)	mesti vindur (m/s)	hviða (m/s)
1	-7.0	-3.0	-9.0	6.3	sn	45	4	0.0	3.2	10.2	16.2
2	-7.9	-5.7	-11.5	7.7	sn	50	4	0.0	2.5	4.0	6.7
3	-11.9	-5.5	-14.0	0.0		48	4	4.1	2.6	3.9	7.3
4	-6.2	-2.5	-12.8	0.0		0	4	0.0	1.6	3.4	5.4
5	-4.5	0.8	-10.8	5.8		48	4	0.0	1.7	5.8	12.8
6	-0.4	1.4	-1.2	0.3	sn	47	4	0.0	2.3	6.4	14.8
7	-2.0	-0.3	-3.6	3.5	sn	52	4	0.0	2.2	2.7	5.7
8	-3.5	1.0	-6.6	12.6	sn	66	4	0.0	3.6	9.7	14.0
9	-1.6	-0.5	-6.9	9.3	sn	78	4	0.0	4.2	7.5	11.9
10	-5.2	-1.8	-7.6	8.7	sn	81	4	0.0	1.6	5.8	9.0
11	-6.0	-5.5	-9.8	0.0		80	4	0.0	1.2	3.7	5.8
12	0.9	5.5	-6.1	3.9	sn	84	4	2.6	4.2	8.0	15.4
13	1.0	5.4	0.0	0.1	sn	77	4	0.0	2.5	6.3	10.6
14	-0.9	2.2	-5.5	2.2	sn	70	4	3.4	2.4	7.1	13.9
15	-4.3	1.0	-7.8	0.1	sn	65	4	4.7	0.9	3.4	6.1
16	-5.3	-1.5	-8.0	0.0		65	4	1.8	1.2	4.0	6.8
17	-0.6	1.0	-6.6	9.5	sn	75	4	0.0	5.0	10.2	13.9
18	-0.9	2.0	-2.0	4.1	sn	80	4	0.0	6.4	11.2	16.5
19	-5.5	-0.3	-7.5	0.1	sn	80	4	5.7	1.6	3.8	10.2
20	2.5	6.3	-7.6	0.1	sn	78	4	2.3	2.8	6.3	12.5
21	6.1	9.7	0.3	1.0	ri	73	4	5.5	2.9	8.5	15.6
22	5.3	9.0	3.2	0.3	ri	60	4	0.0	3.0	8.5	16.9
23	6.9	9.1	3.4	1.4	ri	55	4	0.3	3.5	8.0	17.0
24	3.7	7.0	2.4	0.0		50	4	0.9	2.5	6.2	11.8
25	6.1	7.5	1.5	0.0		44	4	0.3	3.0	5.9	9.9
26	5.8	8.5	5.0	0.3	ri	0	2	0.0	4.6	9.8	19.7
27	2.1	8.0	0.3	0.8	ri	0	2	3.7	1.2	4.1	7.4
28	1.9	6.7	0.4	0.0		0	2	4.9	1.1	3.7	7.4



Meðalhiti (°C)	-1.1
Frávik frá meðaltali 1961 – 1990 (°C)	0.3
Meðalhámarkshiti (°C)	2.3
Meðallágmarkshiti (°C)	-4.6
Úrkomumagn (mm)	78.1
Hlutfall úrkomu af meðaltali 1961–1990 (%)	183.8
Meðalvindhraði (m/s)	2.7
Sólskinsstundir (klst)	40.2