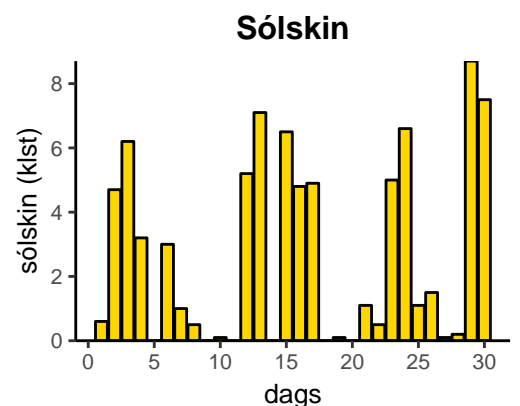
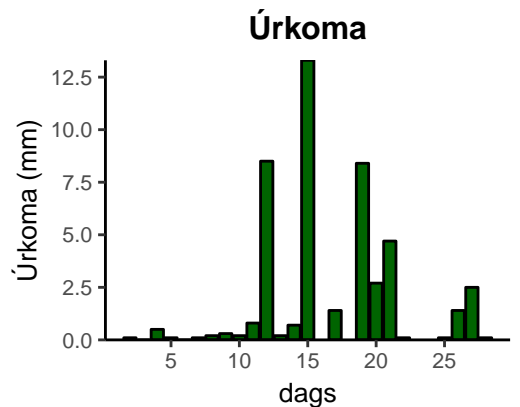
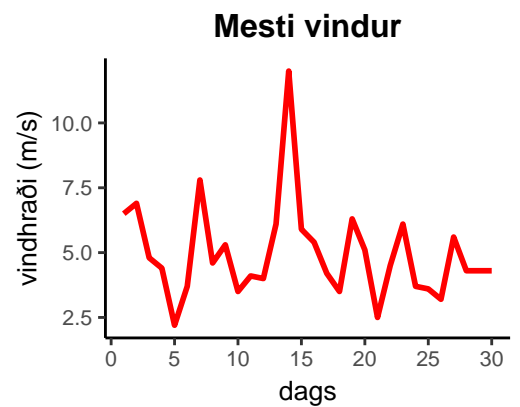
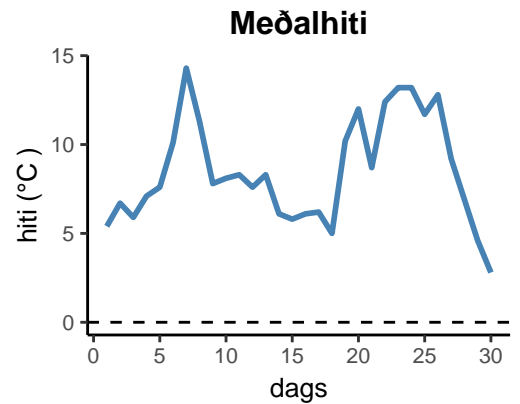


dagur	meðalhiti (°C)	hámark (°C)	lágmark (°C)	úrkoma (mm)	úrkomutegund	snjódýpt	snjöhula (0-4)	sólskin (klst)	meðalvindur (m/s)	mesti vindur (m/s)	hviða (m/s)
1	5.4	11.0	1.0	0.0		0	0	0.6	2.3	6.5	10.4
2	6.7	9.4	5.5	0.1	ri	0	0	4.7	2.8	6.9	10.9
3	5.9	10.6	0.4	0.0		0	0	6.2	1.9	4.8	8.2
4	7.1	11.3	3.4	0.5	ri	0	0	3.2	1.4	4.4	7.1
5	7.6	12.0	4.2	0.1	ri	0	0	0.0	0.7	2.2	3.6
6	10.1	12.6	6.6	0.0		0	0	3.0	1.3	3.7	6.3
7	14.3	19.2	10.2	0.1	ri	0	0	1.0	4.4	7.8	15.9
8	11.3	18.0	10.0	0.2	ri	0	0	0.5	1.7	4.6	9.9
9	7.8	12.0	8.0	0.3	ri	0	0	0.0	3.2	5.3	8.4
10	8.1	9.9	6.0	0.2	ri	0	0	0.1	1.3	3.5	6.1
11	8.3	10.5	8.1	0.8	ri	0	0	0.0	2.6	4.1	7.2
12	7.6	12.4	5.0	8.5	ri	0	0	5.2	1.4	4.0	6.8
13	8.3	11.6	5.4	0.2	ri	0	0	7.1	2.2	6.1	15.6
14	6.1	9.2	3.4	0.7	ri	0	0	0.0	2.9	12.0	18.0
15	5.8	9.0	1.7	13.3	ri	0	0	6.5	3.1	5.9	11.5
16	6.1	10.0	2.4	0.0		0	0	4.8	2.2	5.4	11.2
17	6.2	9.6	4.4	1.4	ri	0	0	4.9	1.2	4.2	6.4
18	5.0	8.4	2.4	0.0		0	0	0.0	1.1	3.5	6.4
19	10.2	14.5	5.9	8.4	ri	0	0	0.1	2.2	6.3	12.5
20	12.0	14.7	10.7	2.7	ri	0	0	0.0	2.2	5.1	8.6
21	8.7	13.0	7.4	4.7	ri	0	0	1.1	0.6	2.5	3.9
22	12.4	17.7	5.1	0.1	ri	0	0	0.5	2.0	4.5	9.9
23	13.2	18.9	12.5	0.0		0	0	5.0	2.7	6.1	9.4
24	13.2	20.0	7.6	0.0		0	0	6.6	2.1	3.7	6.6
25	11.7	18.4	8.5	0.1	ri	0	0	1.1	1.3	3.6	5.9
26	12.8	15.5	9.4	1.4	ri	0	0	1.5	0.8	3.2	7.5
27	9.2	14.8	7.9	2.5	ri	0	0	0.1	2.9	5.6	9.1
28	6.9	8.7	6.6	0.1	ri	0	0	0.2	2.7	4.3	7.0
29	4.6	8.6	3.7	0.0		0	0	8.7	1.3	4.3	7.0
30	2.8	8.4	-1.5	0.0		0	0	7.5	1.2	4.3	6.3



Meðalhiti (°C)	8.5
Frávik frá meðaltali 1961 – 1990 (°C)	2.1
Meðalhámarkshiti (°C)	12.7
Meðallágmarkshiti (°C)	5.7
Úrkomumagn (mm)	46.4
Hlutfall úrkomu af meðaltali 1961–1990 (%)	118.7
Meðalvindhraði (m/s)	2.0
Sólskinsstundir (klst)	80.2