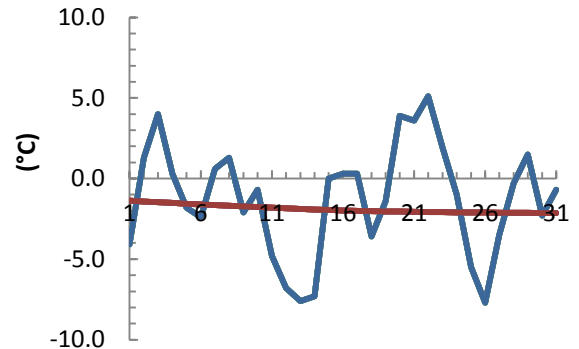


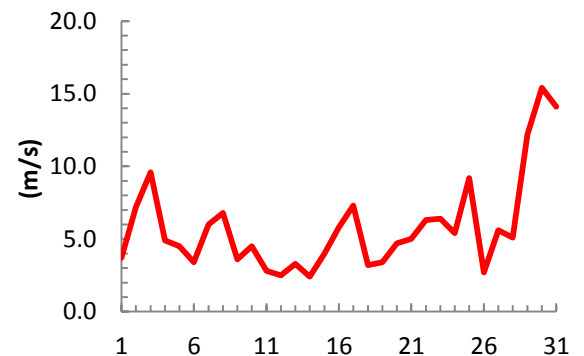
dagur	meðalhiti (°C)	Hámark (°C)	Lágmark (°C)	Úrkoma (mm)	Úrkomutegund	Snjódýpt (cm)	Snjóhula (0-4)	Sólskin (klst)	Meðalvindur (m/s)	Mesti vindur (m/s)	Hviða (m/s)
1	-4.1	-2.2	-6.2	0.0		21	4	0	1.9	3.7	6.3
2	1.3	4.5	-4.6	0.0		21	4	0	3.1	7.2	12.5
3	4.0	5.5	3.2			20	4	0	3.0	9.6	16.1
4	0.3	6.2	-1.2	0.1	ri	17	4	0	1.8	4.9	7.4
5	-1.8	1.4	-3.0			17	4	0	1.8	4.5	8.0
6	-2.4	1.2	-3.6			17	4	0	1.5	3.4	5.9
7	0.6	3.5	-5.7			17	4	0	3.1	6.0	11.9
8	1.3	5.0	-1.0	4.4	ri	0	0	0	1.7	6.8	11.9
9	-2.1	1.3	-4.8	2.9	sl	15	4	0	2.0	3.6	6.0
10	-0.7	2.0	-4.6			0	0	0	2.2	4.5	7.7
11	-4.8	-1.7	-5.6			15	4	0	1.1	2.8	4.5
12	-6.8	-3.7	-7.9			15	4	0	0.9	2.5	4.3
13	-7.6	-3.2	-8.8			15	4	0	1.1	3.3	5.3
14	-7.3	-4.7	-10.9			14	4	0	0.9	2.4	3.6
15	0.0	2.3	-4.7	0.0		14	4	0	1.3	4.0	8.0
16	0.3	2.2	0.0	0.7	sn	14	4	0	1.7	5.8	9.6
17	0.3	0.8	-0.6	10.7	sn	30	4	0	4.2	7.3	11.3
18	-3.6	1.4	-5.5	5.8	sl	29	4	0	1.3	3.2	6.2
19	-1.4	4.0	-10.1			28	4	0	1.1	3.4	7.9
20	3.9	7.0	3.2	0.0		0	0	0	1.7	4.7	8.2
21	3.6	5.9	-1.0			19	4	0	1.8	5.0	9.3
22	5.1	6.5	4.6	0.0		17	4	0	2.6	6.3	12.1
23	1.9	5.1	1.1			16	4	0	2.9	6.4	11.5
24	-1.0	3.2	-1.5	0.3	sn	16	4	0	2.8	5.4	9.9
25	-5.5	-0.2	-6.6	6.1	sn	20	4	0	2.6	9.2	12.6
26	-7.7	-5.5	-10.4	2.9	sn	25	4	0	0.7	2.7	5.7
27	-3.5	0.7	-8.8	1.9	sn	25	4	0	1.9	5.6	10.6
28	-0.3	2.4	-3.3	1.1	sn	23	4	0	1.8	5.1	11.7
29	1.5	3.4	0.2	1.7	sl	17	4	0	8.7	12.2	18.9
30	-2.3	1.2	-3.1	8.2	sl	22	4	0	10.6	15.4	20.2
31	-0.7	0.2	-3.0	4.0	sn	24	4	0	10.4	14.1	19.6

Meðalhiti (°C)	-1.3
Frávik frá meðaltali 1961 - 1990 (°C)	0.6
Meðalhámarkshiti (°C)	1.8
Meðallágmarkshiti (°C)	-3.7
Úrkomumagn (mm)	50.8
Hlutfall úrkomu af meðaltali 1961-1990 (%)	96.0
Meðalvindhraði (m/s)	2.7
Sólskinsstundir (klst)	0.0

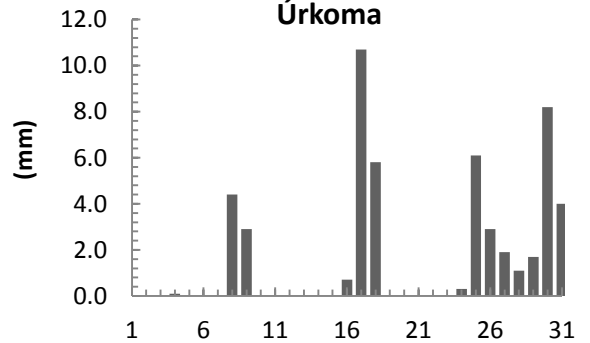
### Meðalhiti



### Mesti vindur



### Úrkoma



### Sólskin

