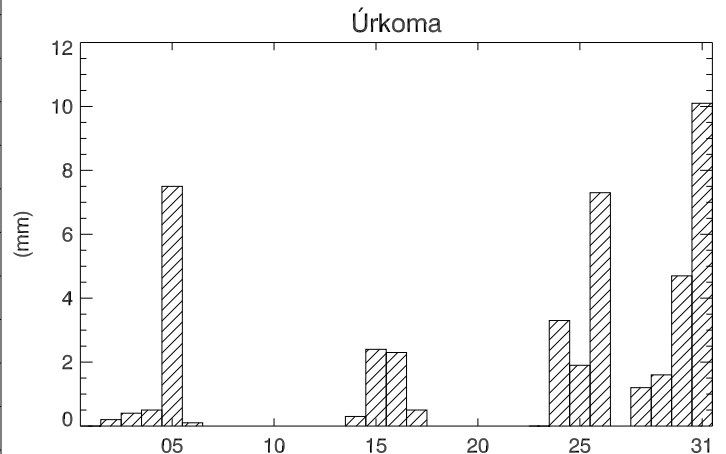
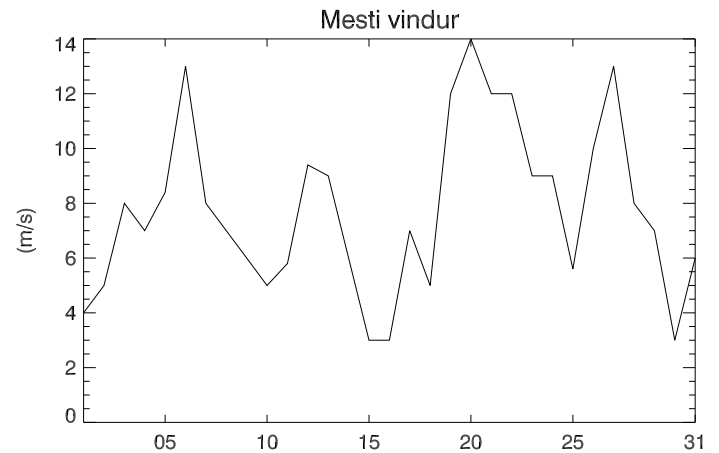
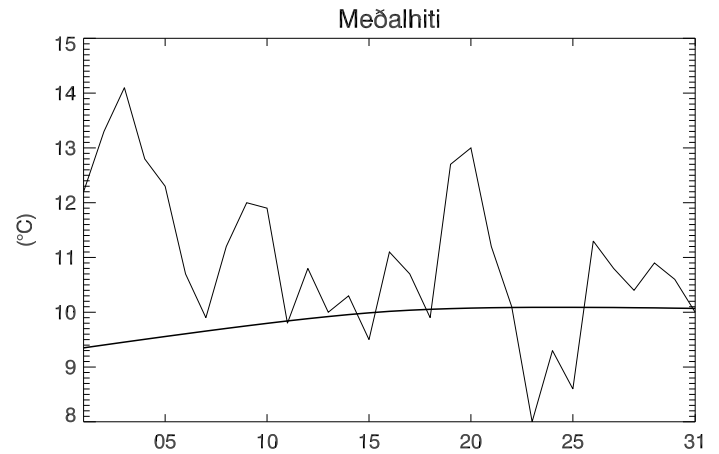


Dagur	Meðalhiti (°C)	Hámark (°C)	Lágmark (°C)	Úrkoma (mm)	Úrkomutegund	Snjódýpt (cm)	Snjóhula (0-4)	Sólskin (klst)	Meðalvindur (m/s)	Mesti vindur (m/s)	Hviða (m/s)
1	12.2	14.0	10.0	0.0	ri		0		2.2	4.0	
2	13.3	15.7	10.8	0.2	ri		0		2.5	5.0	
3	14.1	17.3	12.3	0.4	ri		0		3.2	8.0	
4	12.8	17.6	11.4	0.5	ri		0		4.2	7.0	
5	12.3	14.4	11.1	7.5	ri		0		5.8	8.4	
6	10.7	15.5	9.3	0.1	ri		0		9.4	13.0	
7	9.9	13.0	8.1				0		4.3	8.0	
8	11.2	13.7	8.5				0		3.1	7.0	
9	12.0	15.6	6.7				0		2.7	6.0	
10	11.9	14.9	8.0				0		3.3	5.0	
11	9.8	13.3	7.9				0		4.0	5.8	
12	10.8	16.2	7.9				0		6.3	9.4	
13	10.0	14.1	8.2				0		3.5	9.0	
14	10.3	13.6	5.9	0.3	ri		0		3.6	6.0	
15	9.5	12.2	6.5	2.4	ri		0		2.4	3.0	
16	11.1	14.4	9.0	2.3	ri		0		2.3	3.0	
17	10.7	14.2	9.9	0.5	ri		0		3.5	7.0	
18	9.9	13.3	7.5				0		3.2	5.0	
19	12.7	17.1	8.6				0		7.1	12.0	
20	13.0	16.4	12.8				0		9.4	14.0	
21	11.2	13.9	10.0				0		7.8	12.0	
22	10.1	13.9	8.4				0		6.4	12.0	
23	8.0	12.1	4.9	0.0	ri		0		3.1	9.0	
24	9.3	12.0	5.9	3.3	ri		0		5.4	9.0	
25	8.6	12.7	5.4	1.9	ri		0		2.7	5.6	
26	11.3	14.8	8.5	7.3	ri		0		7.0	10.0	
27	10.8	14.4	8.4				0		9.1	13.0	
28	10.4	13.6	9.4	1.2	ri		0		3.9	8.0	
29	10.9	14.0	6.4	1.6	ri		0		4.1	7.0	
30	10.6	13.3	9.6	4.7	ri		0		1.8	3.0	
31	10.0	12.5	9.2	10.1	ri		0		2.8	6.0	



Meðalhiti = 10.9 °C
 Frávik frá meðaltali 1961-90 = 10.9 °C
 Meðalhámarkshiti = 14.3 °C
 Meðallágmarkshiti = 8.6 °C
 Úrkomumagn = 44.3 mm
 Hlutfall úrkomu af meðaltali 1961-90 = 63.7 %
 Meðalvindhraði = 4.5 m/s
 Sólskinsstundir = NaN klst