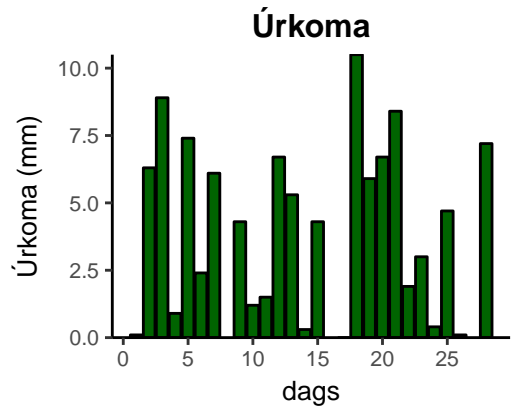
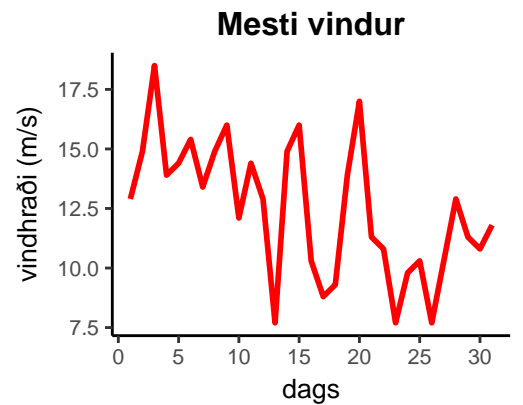
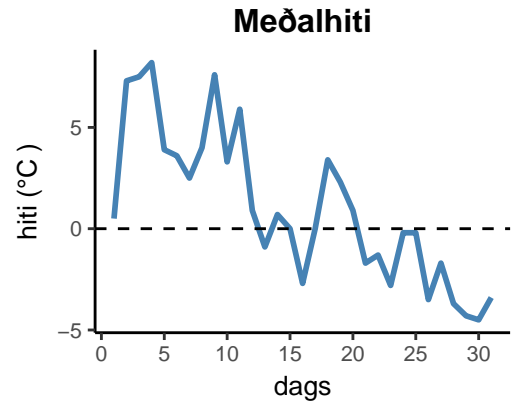


dagur	meðalhiti (°C)	hámark (°C)	lágmark (°C)	úrcoma (mm)	úrkomutegund	snjóþýpt	snjóhula (0-4)	sólskin (klst)	meðalvindur (m/s)	mesti vindur (m/s)	hviða (m/s)
1	0.5	4.1	-6.1	0.1	sn	0	2		7.6	12.9	17.5
2	7.3	8.3	3.9	6.3	ri	0	0		10.4	14.9	19.6
3	7.5	9.4	6.2	8.9	ri	0	0		11.1	18.5	24.7
4	8.2	8.9	5.7	0.9	ri	0	0		10.7	13.9	18.5
5	3.9	8.4	1.2	7.4	ri	0	0		11.4	14.4	20.6
6	3.6	5.1	-1.3	2.4	sl	0	2		7.6	15.4	20.1
7	2.5	5.5	1.7	6.1	ri	0	0		6.9	13.4	17.0
8	4.0	5.5	-0.3	0.0		0	0		8.8	14.9	20.6
9	7.6	8.8	5.1	4.3	ri	0	0		13.0	16.0	20.6
10	3.3	8.4	2.4	1.2	ri	0	0		5.4	12.1	15.4
11	5.9	7.7	3.2	1.5	ri	0	0		9.5	14.4	18.0
12	0.9	6.3	0.2	6.7	ri	0	0		3.7	12.9	14.4
13	-0.9	1.0	-2.9	5.3	sl	0	0		5.0	7.7	9.8
14	0.7	3.7	-2.9	0.3	sn	1	4		9.1	14.9	20.1
15	0.0	3.1	-1.4	4.3	sl	0	2		7.2	16.0	20.1
16	-2.7	0.5	-4.0	0.0		0	2		5.4	10.3	13.9
17	0.0	0.9	-4.3	0.0		0	2		4.3	8.8	10.3
18	3.4	4.1	0.2	10.5	sl	0	2		6.2	9.3	12.4
19	2.3	5.2	0.7	5.9	sl	0	0		8.4	13.9	19.6
20	0.9	2.2	-1.5	6.7	sl	0	2		10.6	17.0	24.2
21	-1.7	3.9	-4.0	8.4	sl	4	4		4.6	11.3	14.9
22	-1.3	0.3	-4.0	1.9	sn	6	4		4.8	10.8	12.4
23	-2.8	0.0	-4.2	3.0	sn	8	4		4.1	7.7	10.8
24	-0.2	1.9	-4.5	0.4	sn	8	4		4.0	9.8	14.9
25	-0.2	1.9	-2.8	4.7	sl	7	4		5.5	10.3	12.9
26	-3.5	0.5	-5.7	0.1	sn	7	4		3.7	7.7	9.8
27	-1.7	0.5	-6.7	0.0		7	4		5.2	10.3	14.4
28	-3.7	0.3	-5.5	7.2	sn	14	4		3.6	12.9	16.0
29	-4.3	-1.4	-7.5	0.0		14	4		5.4	11.3	13.9
30	-4.5	-1.8	-6.3	0.0		12	4		6.0	10.8	13.4
31	-3.4	-1.5	-7.6	0.0		12	4		8.9	11.8	13.9



Meðalhiti (°C)	1.0
Frávik frá meðaltali 1961 – 1990 (°C)	1.1
Meðalhámarkshiti (°C)	3.6
Meðallágmarkshiti (°C)	-1.7
Úrkomumagn (mm)	104.5
Hlutfall úrkomu af meðaltali 1961–1990 (%)	106.3
Meðalvindhraði (m/s)	7.0