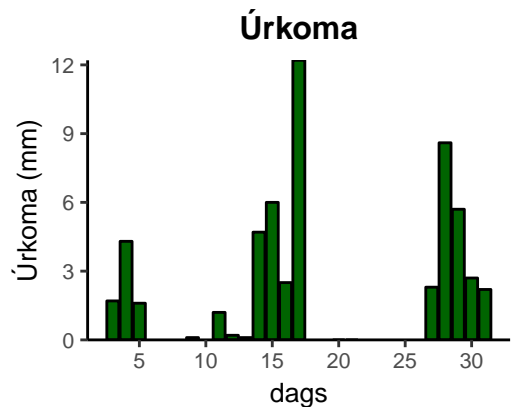
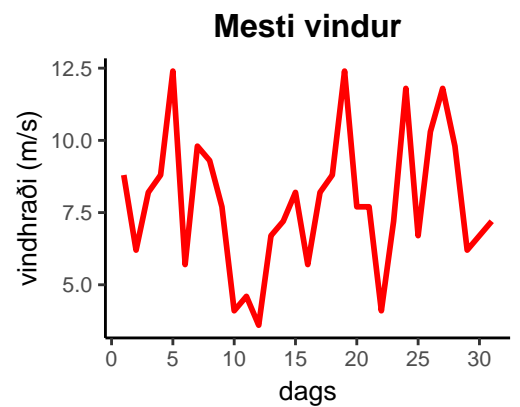
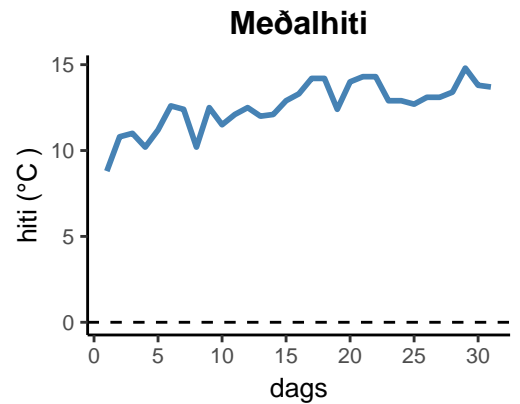


dagur	meðalhiti (°C)	hámark (°C)	lágmark (°C)	úrkoma (mm)	úrkomategund	snjódypt	snjóhula (0-4)	sólskin (klst)	meðalvindur (m/s)	mesti vindur (m/s)	hviða (m/s)
1	8.8	13.7	7.3	0.0		0	0		6.4	8.8	11.8
2	10.8	14.5	7.0	0.0		0	0		3.3	6.2	8.2
3	11.0	13.6	10.3	1.7	ri	0	0		6.2	8.2	11.3
4	10.2	13.1	8.1	4.3	ri	0	0		5.0	8.8	11.3
5	11.2	14.9	8.1	1.6	ri	0	0		7.7	12.4	15.4
6	12.6	17.4	8.4	0.0		0	0		3.1	5.7	7.7
7	12.4	17.8	8.1	0.0		0	0		5.2	9.8	12.4
8	10.2	16.2	7.1	0.0		0	0		5.4	9.3	11.8
9	12.5	15.1	10.2	0.1	ri	0	0		4.6	7.7	11.3
10	11.5	14.9	10.5	0.0		0	0		2.0	4.1	5.7
11	12.1	14.3	10.4	1.2	ri	0	0		2.2	4.6	6.2
12	12.5	14.5	11.0	0.2	ri	0	0		2.0	3.6	5.7
13	12.0	15.0	11.5	0.1	ri	0	0		4.4	6.7	8.8
14	12.1	13.7	10.5	4.7	ri	0	0		4.5	7.2	9.3
15	12.9	14.1	12.3	6.0	ri	0	0		6.4	8.2	11.3
16	13.3	16.8	12.0	2.5	ri	0	0		3.2	5.7	8.8
17	14.2	18.1	11.6	12.2	ri	0	0		4.5	8.2	9.8
18	14.2	18.1	11.0	0.0		0	0		7.0	8.8	11.8
19	12.4	17.5	10.6	0.0		0	0		7.7	12.4	16.0
20	14.0	18.6	10.9	0.0		0	0		4.7	7.7	9.3
21	14.3	17.6	11.5	0.0		0	0		3.9	7.7	9.8
22	14.3	17.5	11.1	0.0		0	0		2.3	4.1	6.2
23	12.9	16.9	9.8	0.0		0	0		3.0	7.2	7.7
24	12.9	16.3	11.3	0.0		0	0		7.9	11.8	14.9
25	12.7	16.0	10.6	0.0		0	0		3.2	6.7	8.2
26	13.1	16.1	9.6	0.0		0	0		5.9	10.3	12.9
27	13.1	16.2	12.0	2.3	ri	0	0		5.7	11.8	16.0
28	13.4	14.9	12.7	8.6	ri	0	0		5.1	9.8	13.4
29	14.8	19.4	12.5	5.7	ri	0	0		2.5	6.2	8.2
30	13.8	18.5	12.5	2.7	ri	0	0		2.4	6.7	8.8
31	13.7	16.5	12.2	2.2	ri	0	0		3.9	7.2	10.3



Meðalhiti (°C)	12.6
Frávik frá meðaltali 1961 – 1990 (°C)	2.4
Meðalhámarkshiti (°C)	16.1
Meðallágmarkshiti (°C)	10.4
Úrkomumagn (mm)	56.1
Hlutfall úrkomu af meðaltali 1961–1990 (%)	85.5
Meðalvindhraði (m/s)	4.6