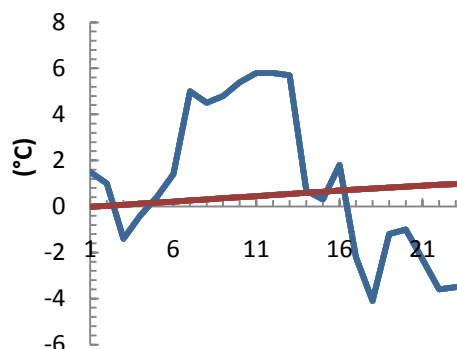
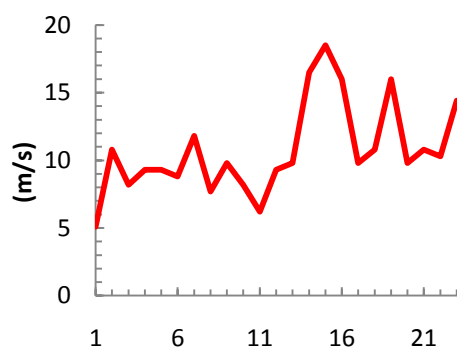


dagur	meðalhiti (°C)	Hámark (°C)	Lágmark (°C)	Úrkoma (mm)	Úrkomutegund	Snjódýpt (cm)	Snjóhula (0-4)	Sólskin (klst)	Meðalvindur (m/s)	Mesti vindur (m/s)	Hviða (m/s)
1	1.5	2.7	0.8	0.0		0	0.0	0.0	2.8	5.1	7.2
2	1.0	2.7	-1.4			0	0.0	0.0	8.1	10.8	14.9
3	-1.4	1.5	-2.6			0	0.0	0.0	5.9	8.2	10.3
4	-0.4	0.9	-3.1			0	0.0	0.0	6.1	9.3	12.4
5	0.4	2.3	-1.0	0.1	sn	0	2.0	0.0	6.0	9.3	14.9
6	1.4	3.0	-1.9			0	2.0	0.0	6.0	8.8	11.3
7	5.0	6.9	2.6			0	0.0	0.0	7.9	11.8	16.0
8	4.5	6.1	2.6	0.0		0	0.0	0.0	5.6	7.7	10.3
9	4.8	6.0	4.0	0.0		0	0.0	0.0	4.8	9.8	12.4
10	5.4	7.0	4.2	0.5	ri	0	0.0	0.0	5.0	8.2	11.3
11	5.8	7.3	5.1	0.5	ri	0	0.0	0.0	4.6	6.2	10.8
12	5.8	8.5	4.3	0.0		0	0.0	0.0	6.0	9.3	12.4
13	5.7	7.2	5.4	2.3	ri	0	0.0	0.0	5.9	9.8	13.4
14	0.7	6.0	-0.7	4.1	ri	0	0.0	0.0	10.3	16.5	20.1
15	0.3	3.3	-2.8	0.0		0	0.0	0.0	14.4	18.5	23.2
16	1.8	3.4	1.4			0	0.0	0.0	8.1	16.0	19.0
17	-2.2	3.2	-2.9			0	0.0	0.0	7.3	9.8	12.4
18	-4.1	-2.6	-5.6			0	0.0	0.0	6.9	10.8	14.4
19	-1.2	1.0	-3.6			0	0.0	0.0	9.2	16.0	20.6
20	-1.0	2.5	-2.0	0.2	sn	0	0.0	0.0	4.6	9.8	12.4
21	-2.3	-0.3	-3.5			0	2.0	0.0	7.2	10.8	16.0
22	-3.6	-1.0	-4.6			0	2.0	0.0	7.0	10.3	13.4
23	-3.5	-0.5	-4.5			0	0.0	0.0	8.3	14.4	19.0
24	-3.4	-0.3	-7.7	0.0		0	0.0	0.0	6.0	12.4	15.4
25	-4.4	0.2	-5.1	2.4	sn	25	4.0	0.0	10.9	13.9	18.0
26	-4.5	-2.0	-6.4	1.7	sn	20	4.0	0.0	8.8	14.4	18.5
27	0.1	3.7	-5.4	0.2	sn	20	4.0	0.0	8.1	14.4	18.5
28	2.3	3.3	0.2	2.1	sl	16	2.0	0.0	10.5	13.9	19.0

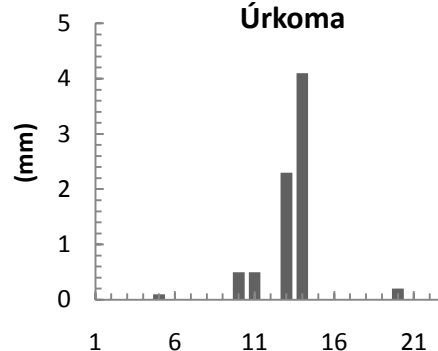
### Meðalhiti



### Mesti vindur



### Úrkoma



Meðalhiti (°C)	0.5
Frávik frá meðaltali 1961 - 1990 (°C)	-0.1
Meðalhámarkshiti (°C)	2.9
Meðallágmarkshiti (°C)	-1.2
Úrkomumagn (mm)	14.1
Hlutfall úrkomu af meðaltali 1961-1990 (%)	15.2
Meðalvindhraði (m/s)	7.2

010

