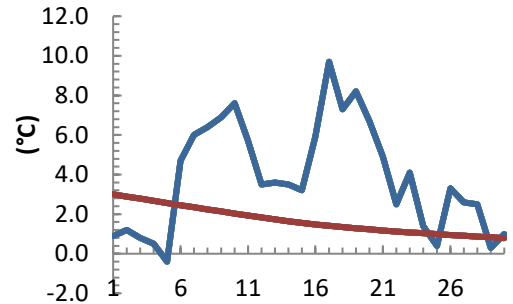
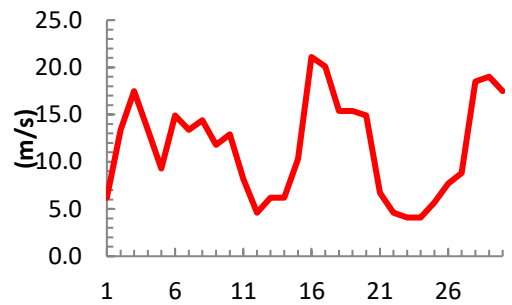
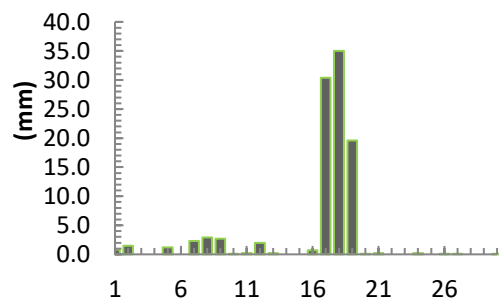


dagur	meðalhiti (°C)	Hámark (°C)	Lágmark (°C)	Úrkoma (mm)	Úrkomutegund	Snjódýpt (cm)	Snjóhula (0-4)	Sólskin (klst)	Meðalvindur (m/s)	Mesti vindur (m/s)	Hviða (m/s)
1	0.9	2.8	-0.3	0.8	sl	0	0		2.3	6.2	7.7
2	1.2	2.4	0.1	1.5	sl	0	2		7.2	13.4	18.0
3	0.8	2.3	0.2	0.0		0	0		14.4	17.5	22.7
4	0.5	1.5	0.2	0.0		0	0		8.1	13.4	17.5
5	-0.4	0.5	-1.7	1.2	sn	2	4		4.4	9.3	11.8
6	4.7	6.0	-1.6	0.0		0	2		11.7	14.9	19.0
7	6.0	8.2	4.3	2.3	ri	0	0		5.7	13.4	18.0
8	6.4	7.8	3.3	2.9	ri	0	0		8.3	14.4	20.1
9	6.9	10.7	6.3	2.7	ri	0	0		8.9	11.8	17.5
10	7.6	8.9	6.3	0.1	ri	0	0		8.9	12.9	16.0
11	5.7	9.1	4.8	0.2	ri	0	0		3.7	8.2	10.3
12	3.5	6.7	2.4	2.0	ri	0	0		2.4	4.6	5.7
13	3.6	4.6	1.6	0.2	ri	0	0		3.7	6.2	7.7
14	3.5	4.8	2.7	0.0		0	0		3.8	6.2	7.7
15	3.2	4.5	2.7	0.0		0	0		6.4	10.3	13.4
16	5.9	9.0	0.3	0.7	ri	0	0		11.9	21.1	28.8
17	9.7	10.7	8.9	30.4	ri	0	0		15.4	20.1	27.8
18	7.3	10.0	5.2	35.0	ri	0	0		6.9	15.4	21.1
19	8.2	8.7	5.1	19.6	ri	0	0		11.6	15.4	20.6
20	6.7	8.9	6.2	0.1	ri	0	0		8.1	14.9	20.1
21	4.9	7.6	4.7	0.2	ri	0	0		2.7	6.7	9.3
22	2.5	5.6	1.5	0.0		0	0		2.6	4.6	6.2
23	4.1	5.4	0.6	0.0		0	0		3.0	4.1	5.1
24	1.4	5.0	0.2	0.2	ri	0	0		1.8	4.1	4.6
25	0.4	1.4	-1.6	0.0		0	0		3.7	5.7	6.7
26	3.3	4.4	0.2	0.1	ri	0	0		5.4	7.7	9.8
27	2.6	4.3	1.0	0.1	ri	0	0		6.8	8.8	11.3
28	2.5	6.5	1.9	0.0		0	0		12.0	18.5	23.2
29	0.3	2.6	-0.5	0.0		0	0		16.6	19.0	23.7
30	1.0	1.7	-1.0	0.1	sn	0	0		11.8	17.5	22.7

Meðalhiti

Mesti vindur

Úrkoma


Meðalhiti (°C)	3.8
Frávik frá meðaltali 1961 - 1990 (°C)	2.2
Meðalhámarkshiti (°C)	5.8
Meðallágmarkshiti (°C)	2.1
Úrkomumagn (mm)	100.4
Hlutfall úrkomu af meðaltali 1961-1990 (%)	101.2
Meðalvindhraði (m/s)	7.3